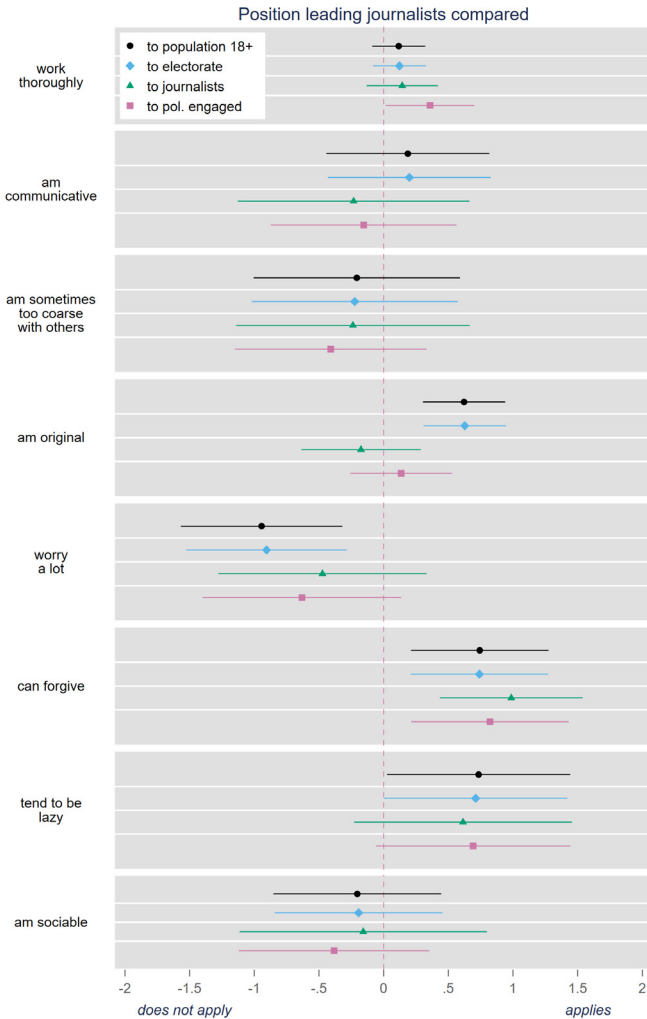
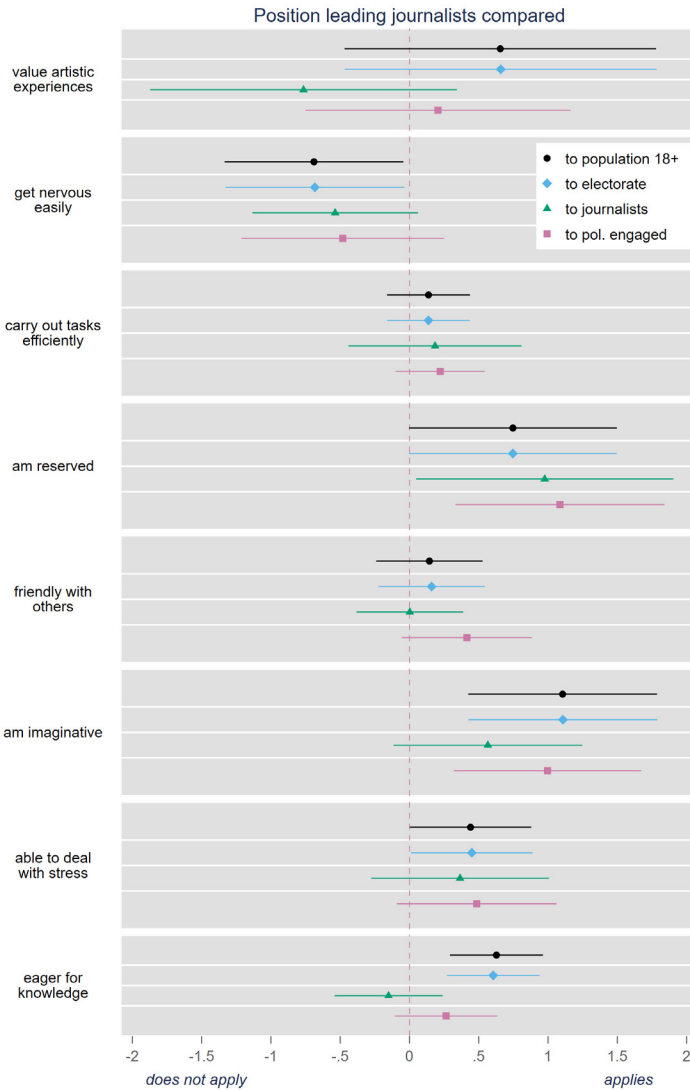


Figure A.1.a  
Big Five personality traits I (Reference: leading journalists)



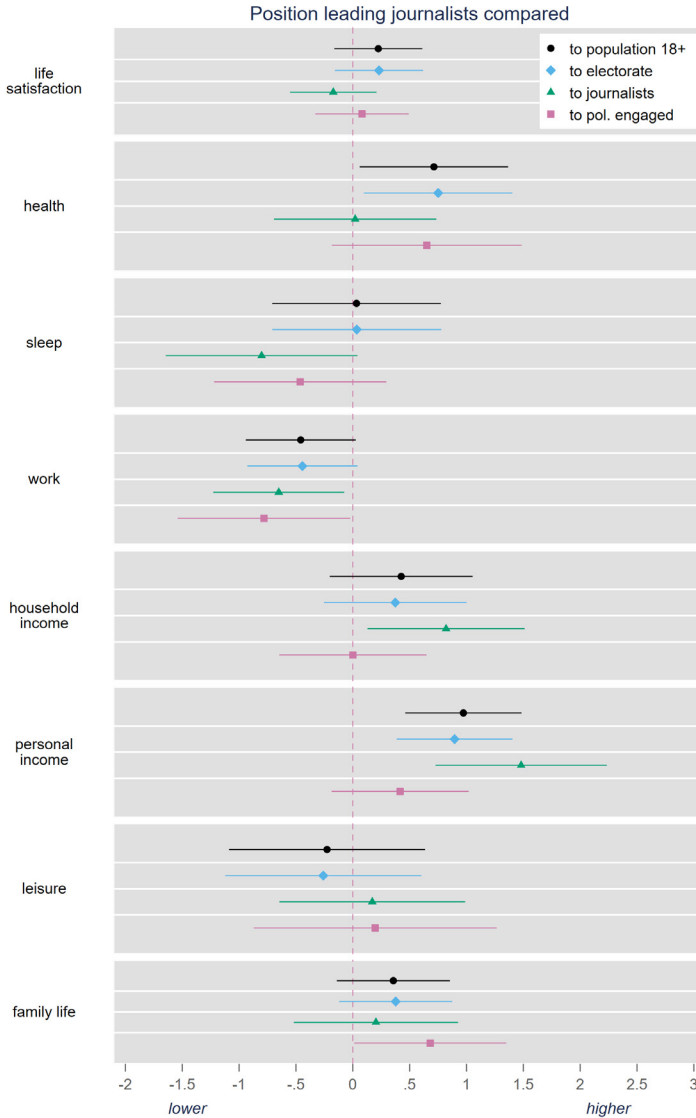
Note: Points denote the position of the journalists compared to the respective reference groups; analyses based on pooled data 2013 to 2020, controlled for the year of collection. In addition, »people engaged in politics« is controlled for gender, age, age<sup>2</sup> and education. Source: SOEP v.37

Figure A.1.b  
Big Five personality traits II (Reference: leading journalists)



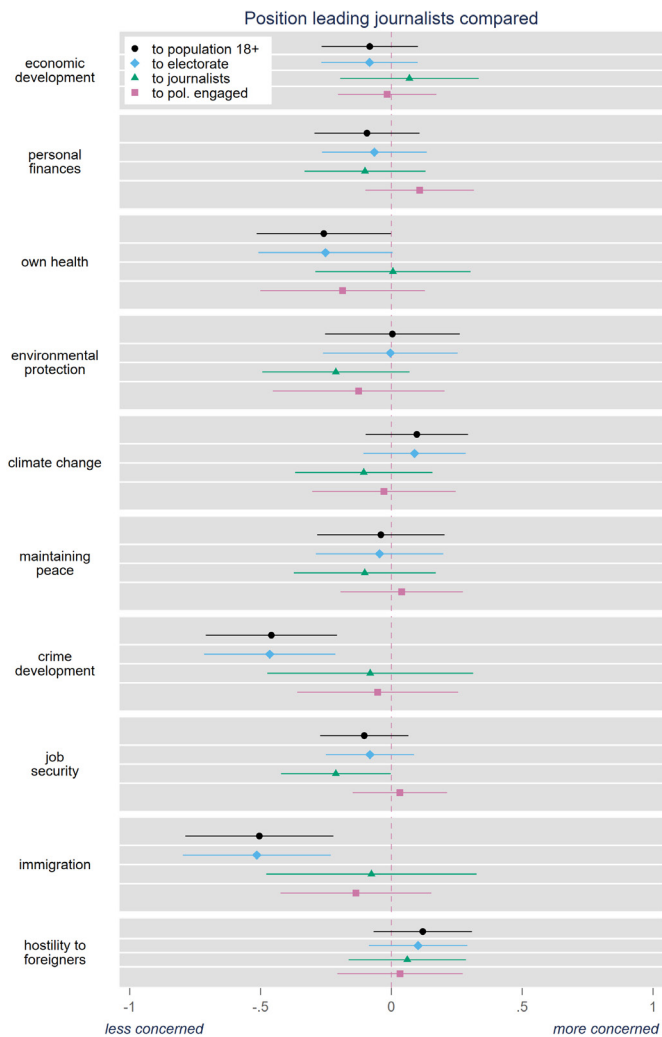
Note: Points denote the position of the journalists compared to the respective reference groups; analyses based on pooled data 2013 to 2020, controlled for the year of collection. In addition, »people engaged in politics« is controlled for gender, age, age<sup>2</sup> and education. Source: SOEP v.37

Figure A.2  
Satisfaction (Reference: leading journalists)



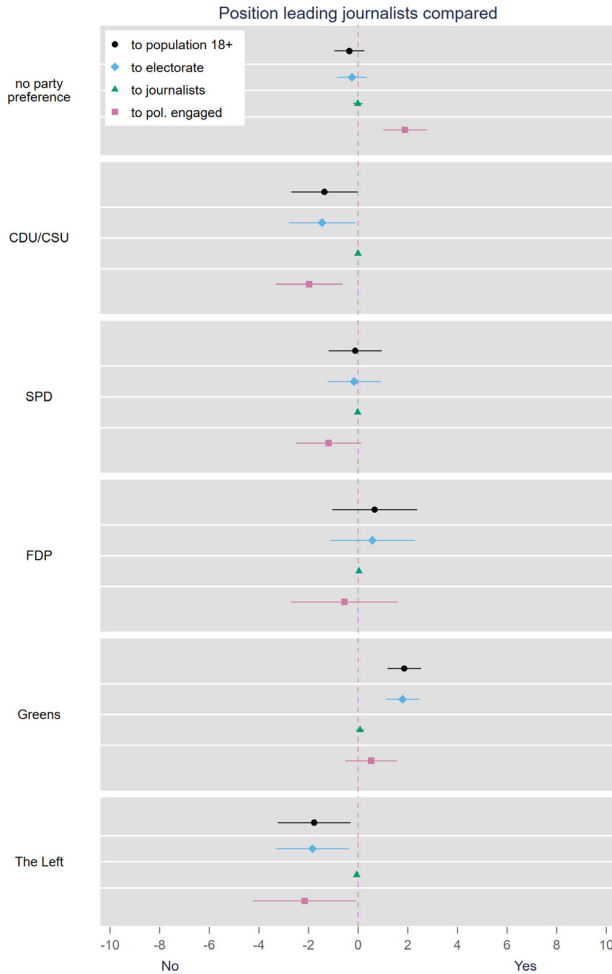
Note: Points denote the position of the journalists compared to the respective reference groups; analyses based on pooled data 2013 to 2020, controlled for the year of collection. In addition, »people engaged in politics« is controlled for gender, age, age<sup>2</sup> and education. Source: SOEP v.37

Figure A.3  
 Worries (Reference: leading journalists)



Note: Points denote the position of the journalists compared to the respective reference groups; analyses based on pooled data 2013 to 2020, controlled for the year of collection. In addition, »people engaged in politics« is controlled for gender, age, age<sup>2</sup> and education. Source: SOEP v.37

Figure A.4  
 Party preference (Reference: leading journalists)



Note: Points denote the position of the journalists compared to the respective reference groups; analyses based on pooled data 2013 to 2020, controlled for the year of collection. In addition, »people engaged in politics« is controlled for gender, age, age<sup>2</sup> and education. Source: SOEP v.37